

**Hole in the Barn Door
Baby Quilt**
42" x 42"

© 2013 Jeanne R. Prue

Fabric requirements

- Yellow - ¼ yd.
- Blue - ½ yd.
- Red - ½ yd.
- Black - 1 ⅛ yd.
- Backing - 1 ¼ yd.
- Binding - ⅜ yd.

Cutting

Yellow

- 4 - 3 ½" x 6 ½"
- 8 - 3 ⅞" x 3 ⅞"; cut in half diagonally to make 16 triangles
- 4 - 3 ½" x 3 ½" for border cornerstones

Blue


- 16 - 3 ½" x 6 ½"
- 2 - 3 ⅞" x 3 ⅞"; cut in half diagonally to make 4 triangles

Red


- 16 - 3 ½" x 6 ½"
- 8 - 3 ⅞" x 3 ⅞"; cut in half diagonally to make 16 triangles

Black


- 9 - 6 ½" x 6 ½"
- 18 - 3 ⅞" x 3 ⅞"; cut in half diagonally to make 36 triangles
- 4 - 3 ½" x 36 ½" for borders



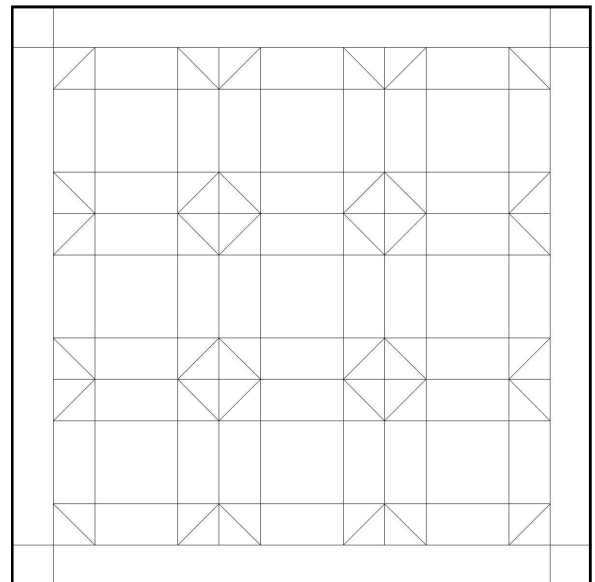

Make 4



Make 4



Make 1



Use to plan your own colors